

# AI-Powered Anomaly Detection in Zero Trust Environments: A Comprehensive Review of Methods and Evaluation

Kalyan Sandhu<sup>1</sup>, Sai Ganesh Reddy Bojja<sup>2</sup>, Srinivasan Venkataramanan<sup>3</sup>, Vinay Kumar Reddy Vangoor<sup>4</sup>, Shashi Thota<sup>5</sup>

<sup>1</sup>Boomi Software Developer, F5 Networks, Seattle, WA, USA

<sup>2</sup>Senior DevOps Engineer, United Airlines, Chicago, IL, USA

<sup>3</sup>Senior Software Engineer, American Tower Corporation, Massachusetts, USA

<sup>4</sup>Engineer II, MetaSoftTech Solutions LLC, Phoenix, AZ, USA

<sup>5</sup>Lead Data Analytics Engineer, Naten LLC, Irvine, TX, USA

Advanced cyberattacks challenge modern cybersecurity. New threats render perimeter security useless. The potential ZTNA promotes "never trust, always verify" for access control. ZTNA finds network irregularities. AI and ML may improve ZTNA anomaly detection, says this study.

ZTNA anomaly detection ML algorithms are theoretically designed first. This research trains algorithms utilizing pre-labeled datasets of typical and atypical network traffic patterns using Supervised Learning. Labeled data patterns allow SVMs and Random Forests to classify new network activity as normal or abnormal. ZTNAs with rapidly expanding attack pathways may label data poorly.

Unsupervised learning excels with unlabeled data. These algorithms predict unlabeled network traffic behavior. Baselines show anomalies. PCA and K-Means discover abnormalities. Without labeled data, unsupervised learning may miss malevolent outliers.

RL investigates ZTNA anomalies. For trial-and-error learning, RL algorithms use incentives and penalties. ZTNA RL agents can monitor network traffic and block suspicious connections based on security system input. While RL can adjust dynamically, training is computationally expensive and setup-dependent.

Evaluate any installed ML algorithm. The paper attacks ZTNA anomaly detection metrics. Precision and recall, which measure the ratio of correctly recognized anomalies to true abnormalities, are crucial for determining the system's ability to identify normal and abnormal actions. The harmonic mean of Precision and Recall, F1-score, shows system equilibrium. System anomalous sensitivity and false positive rate are measured by DR and FAR.

ML algorithms and performance measures are used to select and evaluate ZTNA anomaly detection solutions. This method allows security experts secure networks with AI and ML.

**Keywords:** Supervised Learning, Artificial Intelligence, Detection Rate, Reinforcement Learning, Performance Evaluation, Anomaly Detection, Recall, Zero Trust Network Architecture, Machine Learning, F1-score, False Alarm Rate, Transparency, Unsupervised Learning.

## 1. Introduction

The contemporary cybersecurity landscape is perpetually under siege by a relentless barrage of sophisticated cyberattacks. Traditional perimeter-based security models, which rely on firewalls and network segmentation to establish a secure internal network zone, are proving increasingly inadequate in the face of these ever-evolving threats. Advanced persistent threats (APTs) meticulously orchestrate campaigns to exploit previously unknown vulnerabilities (zero-day vulnerabilities) in popular software or network configurations. These targeted attacks bypass traditional security measures, enabling attackers to gain unauthorized access to sensitive data and disrupt critical business operations. The proliferation of Internet of Things (IoT) devices and the increasing adoption of cloud computing further exacerbate the challenge, expanding the attack surface and introducing new complexities for network security professionals[1].

This paradigm shift necessitates a fundamental change in how organizations approach network security. Zero Trust Network Architecture (ZTNA) has emerged as a compelling security paradigm that addresses the limitations of traditional models. ZTNA operates on the principle of "never trust, always verify," essentially eliminating the concept of an implicitly trusted internal network. Under this model, all users and devices, regardless of location (on-premises, remote, or mobile), must undergo rigorous authentication and authorization procedures before being granted access to any network resources. This continuous verification process, often referred to as "least privilege access," ensures that only authorized users and devices are granted access with the minimum level of permissions required to perform their designated tasks. This approach significantly reduces the attack surface and mitigates the risks associated with compromised credentials or malicious insiders. Even if an attacker gains access to a user's credentials, the ZTNA framework restricts lateral movement within the network, limiting the potential for widespread damage[2].

However, the effectiveness of ZTNA hinges on the ability to effectively detect anomalous activities within the network. ZTNA environments are inherently dynamic, with users and devices constantly requesting access to various resources from diverse locations. This dynamic nature necessitates the implementation of robust anomaly detection systems capable of differentiating between legitimate user behavior and potential malicious activities. Traditional signature-based detection methods, which rely on pre-defined patterns of known attacks, are often ineffective against novel threats. Herein lies the critical role of Artificial Intelligence (AI) and Machine Learning (ML) techniques in bolstering anomaly detection capabilities within ZTNA environments. By leveraging AI and ML algorithms, organizations can establish intelligent systems capable of continuously monitoring network traffic for deviations from established baselines of normal behavior. These intelligent systems can learn and adapt over time, enabling them to identify and respond to even the most sophisticated and novel attacks, ultimately strengthening the overall security posture of the ZTNA architecture[3].

## 2. Background

The relentless evolution of cyber threats has prompted a paradigm shift within the cybersecurity domain, necessitating the adoption of more sophisticated security solutions.

Artificial Intelligence (AI) and Machine Learning (ML) have emerged as transformative forces in this landscape, offering unparalleled capabilities for threat detection, prevention, and response.

#### Artificial Intelligence (AI): A Spectrum of Intelligent Behavior

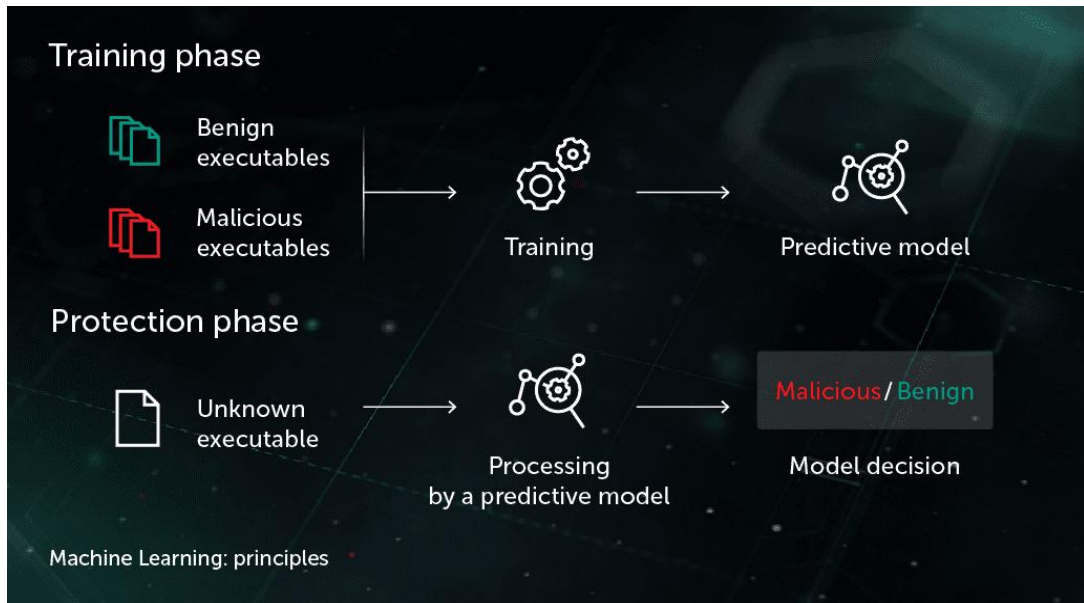
AI, in its broadest sense, refers to the field of computer science dedicated to creating intelligent systems that can exhibit human-like cognitive abilities such as learning, reasoning, problem-solving, and decision-making. However, it's important to understand that AI encompasses a spectrum of approaches, with two primary categories relevant to cybersecurity:

- **Symbolic AI:** This traditional approach relies on explicitly defining rules and knowledge bases that govern the behavior of AI systems. Symbolic AI excels in tasks requiring logical reasoning and rule-based decision-making, such as intrusion detection systems (IDS) that compare network traffic patterns against predefined signatures of malicious activity. However, their effectiveness diminishes in complex, dynamic environments where predefined rules may not encompass all possible scenarios, particularly in the face of novel attack vectors.
- **Machine Learning (ML):** ML, a subfield of AI, focuses on developing algorithms that can learn from data without being explicitly programmed. These algorithms are trained on large datasets of labeled data, enabling them to identify patterns and relationships within the data. Over time, ML models can improve their performance by iteratively learning from new data and refining their internal models. This data-driven approach allows ML systems to adapt to novel situations and make accurate predictions, even in the face of previously unseen threats. For instance, an ML-powered anomaly detection system can analyze vast amounts of network traffic data to identify subtle deviations from established baselines, potentially indicative of malicious activity.

#### The Power of Machine Learning in Cybersecurity

The application of ML in cybersecurity has demonstrably enhanced the efficacy of security solutions. ML algorithms can analyze vast amounts of network traffic data, user activity logs, and other security telemetry to identify subtle anomalies indicative of potential cyberattacks. These anomalies may include unusual access patterns from unauthorized locations, deviations from baseline network traffic volumes during off-peak hours, or suspicious file downloads exceeding typical user behavior. By leveraging the power of ML, security professionals can automate many tedious and time-consuming tasks associated with threat detection, allowing them to focus on more strategic security initiatives and incident response activities[4].

Crucially, ML offers a significant advantage over traditional signature-based detection methods. Signature-based methods rely on pre-defined patterns of known attacks, rendering them ineffective against novel threats or zero-day vulnerabilities. In contrast, ML algorithms can continuously learn and adapt, improving their ability to detect even the most sophisticated and previously unseen attacks. This dynamic learning capability makes ML particularly well-suited for the constantly evolving threat landscape of modern cybersecurity[5].



In the context of ZTNA environments, ML algorithms can play a pivotal role in anomaly detection. ZTNA, by its very nature, fosters a dynamic environment with users and devices constantly requesting access from diverse locations. Traditional methods may struggle to differentiate between legitimate and malicious activity within this dynamic environment. However, ML algorithms can continuously analyze network traffic patterns within the ZTNA framework, learning to distinguish between normal user behavior and potential anomalies indicative of unauthorized access attempts or other malicious activities. This enables security teams to proactively identify and mitigate potential security breaches, ultimately strengthening the overall security posture of the ZT TNA architecture[6].

### 3. Machine Learning for ZTNA Anomaly Detection:

#### Anomaly Detection in Network Security

Anomaly detection, in the context of network security, refers to the process of identifying unusual patterns or deviations from established baselines within network traffic data. These deviations, often referred to as anomalies, can potentially signify malicious activity within the network. Traditional network security solutions primarily rely on signature-based detection methods, which compare network traffic patterns against pre-defined signatures of known attacks. However, these methods have limitations:

- **Limited Scope:** Signature-based methods are only effective against known threats for which signatures have been developed. They are incapable of detecting novel attacks or zero-day vulnerabilities.
- **False Positives:** Signature-based methods can generate false positives by misidentifying legitimate traffic as malicious based on incomplete or inaccurate signatures.

- **Static Nature:** Signature-based methods require continuous updates to maintain effectiveness against evolving threats. This update process can be time-consuming and resource-intensive.

### Machine Learning for Dynamic Anomaly Detection

Machine Learning (ML) offers a compelling alternative to traditional signature-based detection methods, particularly within dynamic environments like ZTNA. ML algorithms excel at identifying anomalies by learning from large datasets of network traffic data. This data can encompass diverse features such as:

- **Network Traffic Volume:** Deviations from established baselines in network traffic volume, particularly during unusual times, can be indicative of potential denial-of-service (DoS) attacks or unauthorized access attempts.
- **Packet Characteristics:** Features like packet size, source and destination IP addresses, protocol types, and port numbers can reveal anomalies suggestive of malicious activities.
- **User Behavior Patterns:** Analyzing user login times, access requests, and data transfer patterns can help identify deviations from typical user behavior, potentially indicating compromised accounts or insider threats.

By analyzing these features, ML algorithms can establish a baseline for normal network activity within the ZTNA environment. Deviations from this baseline, such as sudden spikes in traffic volume from unusual locations or unauthorized access attempts outside of regular business hours, can be flagged as potential anomalies for further investigation. This dynamic learning capability empowers ML models to adapt to evolving network traffic patterns and identify novel attack vectors that might bypass traditional signature-based detection methods.

There are several key ML paradigms particularly well-suited for anomaly detection in ZTNA environments, each with its own strengths and weaknesses. We will delve deeper into these paradigms and their application within ZTNA in the following section.

### Supervised Learning for Anomaly Detection

Supervised Learning algorithms excel in tasks where a clear distinction exists between normal and anomalous data. These algorithms are trained on pre-labeled datasets containing network traffic samples explicitly labeled as either "normal" or "anomalous." During the training phase, the algorithm learns to identify the key features that differentiate between these two categories. Once trained, the model can then classify new, unseen network traffic data as normal or anomalous based on the learned patterns[7].

#### Strengths of Supervised Learning:

- **High Accuracy:** When trained on comprehensive, well-labeled datasets, Supervised Learning algorithms can achieve high accuracy in classifying network traffic as normal or anomalous.
- **Explainability:** Certain supervised learning algorithms, such as decision trees, offer a degree of interpretability, allowing security professionals to understand the reasoning behind the model's classifications.

### Challenges of Supervised Learning:

- **Data Scarcity:** Labeling network traffic data as normal or anomalous can be a tedious and time-consuming process. In ZTNA environments, the dynamic nature of user and device access patterns can further complicate the labeling process. Limited labeled data can hinder the training process and negatively impact the model's performance.
- **Evolving Threats:** Supervised Learning models are susceptible to becoming ineffective against novel attack vectors that were not present in the training data.

### Examples of Supervised Learning Algorithms for ZTNA:

- **Support Vector Machines (SVMs):** SVMs excel at identifying hyperplanes that effectively separate normal and anomalous data points in a high-dimensional feature space. This ability makes them well-suited for anomaly detection in ZTNA environments where network traffic data can be represented by a multitude of features.
- **Random Forests:** Random Forests are ensemble methods that combine the predictions of multiple decision trees, offering improved accuracy and robustness compared to individual decision trees. They can be particularly effective in ZTNA environments due to their ability to handle high-dimensional data and complex relationships between features.

### Unsupervised Learning for Anomaly Detection

Unsupervised Learning algorithms operate on unlabeled data, where network traffic samples are not explicitly classified as normal or anomalous. These algorithms identify patterns and relationships within the data to establish a baseline for normal network behavior within the ZTNA environment. Deviations from this established baseline are then flagged as potential anomalies[8].

### Strengths of Unsupervised Learning:

- **Limited Data Dependence:** Unsupervised Learning algorithms do not necessitate pre-labeled data, making them particularly well-suited for ZTNA environments where labeling large datasets can be challenging.
- **Adaptability to New Threats:** Unsupervised Learning models can continuously learn and adapt to evolving network traffic patterns, potentially identifying novel attack vectors that deviate from the established baseline.

### Challenges of Unsupervised Learning:

- **False Positives:** Unsupervised Learning models may struggle to differentiate between benign outliers and genuine malicious activities. This can lead to a high number of false positives, requiring additional investigation by security personnel.
- **Limited Interpretability:** Understanding the reasoning behind the anomaly flagging by unsupervised models can be challenging due to their complex internal representations of the data.

### Examples of Unsupervised Learning Algorithms for ZTNA:



- **K-Means Clustering:** K-Means clustering partitions unlabeled data points into a pre-defined number of clusters based on their similarity. Deviations from established cluster distributions can be indicative of anomalous network activity.
- **Principal Component Analysis (PCA):** PCA is a dimensionality reduction technique that identifies the most significant features within the data. By analyzing deviations from the principal components, PCA can potentially detect anomalies that deviate from the established baseline behavior within the ZTNA environment.

### Reinforcement Learning for ZTNA Anomaly Detection

Reinforcement Learning (RL) algorithms operate through a trial-and-error process. In the context of ZTNA anomaly detection, an RL agent would continuously monitor network traffic and take actions (e.g., blocking suspicious connections) based on rewards and penalties received from the security system. For instance, the RL agent might receive a positive reward for correctly identifying and blocking a malicious traffic flow, while incurring a penalty for mistakenly blocking a legitimate user connection. Over time, the RL agent learns through this feedback loop to optimize its decision-making process, identifying and responding to anomalous activity with greater accuracy[9].

#### Potential of Reinforcement Learning (RL):

- **Dynamic Adaptation:** RL offers the potential for continuous learning and adaptation, enabling the system to adjust its behavior based on new threats and evolving network traffic patterns within the ZTNA environment. This dynamic learning capability can be particularly advantageous in ZTNA environments where user and device access patterns are constantly changing.
- **Autonomous Response:** RL algorithms can potentially learn to take autonomous actions in response to detected anomalies. This could involve blocking suspicious connections, throttling bandwidth for potentially malicious traffic flows, or triggering additional security measures. This autonomous response capability can expedite the response time to security threats and reduce the burden on security personnel.

#### Challenges of Reinforcement Learning:

- **Complexity and Computational Cost:** Designing and training effective RL algorithms can be complex and computationally expensive. This can be a significant hurdle for organizations with limited resources or expertise in RL techniques.
- **Exploration vs Exploitation Trade-off:** RL agents must strike a balance between exploration (trying new actions to gather information) and exploitation (utilizing learned actions for optimal performance). Inappropriate balancing can lead to suboptimal performance or convergence to local optima, hindering the effectiveness of anomaly detection.
- **Interpretability:** Understanding the decision-making process of RL agents can be challenging due to their complex internal representations of the environment and learned policies. This lack of interpretability can make it difficult to diagnose and troubleshoot potential issues with the RL system.

#### Future Directions for RL in ZTNA Anomaly Detection:

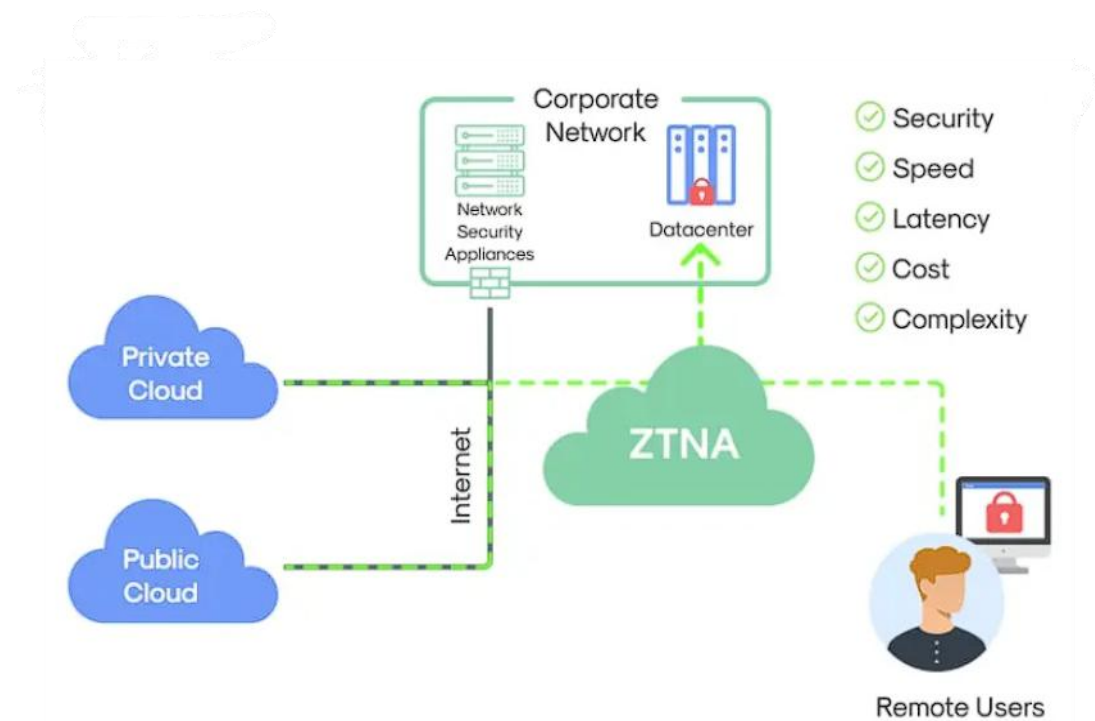
While RL holds significant promise for anomaly detection in ZTNA environments, further research is needed to address the aforementioned challenges. Areas for future exploration include:

- Developing more efficient and scalable RL algorithms suitable for deployment in large-scale ZTNA networks.
- Incorporating domain knowledge and security expertise into the design of RL reward functions to guide the learning process towards optimal decision-making.
- Investigating techniques for improving the interpretability of RL models deployed for anomaly detection within ZTNA, enabling better understanding of the reasoning behind identified anomalies.

Overall, RL presents a promising avenue for future advancements in ZTNA anomaly detection. By overcoming the current limitations and leveraging the potential for continuous learning and adaptation, RL algorithms can significantly enhance the effectiveness of anomaly detection within dynamic ZTNA environments.

#### 4. Data Considerations for ML in ZTNA

The efficacy of any Machine Learning (ML) model hinges on the quality and quantity of data it is trained on. High-quality data, encompassing a diverse range of network traffic patterns and accurately labeled for supervised learning approaches, is paramount for building robust anomaly detection systems within ZTNA environments[10].





### Importance of Data Quality and Quantity:

- **Accurate Anomaly Identification:** High-quality data ensures that the ML model learns the correct distinctions between normal and anomalous network traffic patterns. This translates to a higher degree of accuracy in identifying genuine anomalies and avoids generating excessive false positives that burden security personnel.
- **Generalizability:** A sufficient quantity of data, encompassing a diverse set of scenarios and potential attack vectors, is crucial for training generalizable models. These models can effectively detect anomalies even when confronted with previously unseen network traffic patterns or novel attack methods.

### Challenges of Data Collection and Preparation in ZTNA:

ZTNA environments present unique challenges for data collection and preparation for ML models. Here are some key considerations:

- **Data Privacy Concerns:** ZTNA architectures often handle sensitive user and application data. Striking a balance between collecting sufficient data for effective anomaly detection and protecting user privacy necessitates careful consideration of data anonymization and privacy-preserving techniques.
- **Dynamic Access Patterns:** ZTNA fosters a dynamic environment with users and devices constantly requesting access from diverse locations and applications. This dynamism necessitates the collection of data that reflects the full spectrum of legitimate user behavior, ensuring the model doesn't misclassify normal access patterns as anomalies.
- **Data Labeling Challenges:** Supervised learning approaches require pre-labeled data, explicitly classifying network traffic samples as normal or anomalous. However, labeling network traffic data can be a tedious, time-consuming, and resource-intensive process. In ZTNA environments, the sheer volume of network traffic and the potential for novel attack vectors further complicate the labeling process.

### Potential Solutions for Data Scarcity:

Despite the challenges, several techniques can help address data scarcity and enhance the effectiveness of ML models in ZTNA environments:

- **Transfer Learning:** Leveraging pre-trained models on similar network traffic data from public datasets or internal historical data (if anonymized appropriately) can provide a strong foundation for anomaly detection models in ZTNA. These pre-trained models can then be fine-tuned on smaller, ZTNA-specific datasets to improve their performance in the ZTNA context[11].
- **Data Augmentation:** Techniques like data augmentation can be employed to artificially expand the available training data. This can involve generating synthetic network traffic samples based on existing data or applying random transformations (e.g., adding noise, modifying packet sizes) to existing data points. These techniques can help the model learn from a wider range of scenarios and improve its generalization capabilities[12].
- **Semi-Supervised Learning:** Semi-supervised learning algorithms can leverage a combination of labeled and unlabeled data for training. While a smaller amount of labeled data

is still required, unlabeled data can be incorporated to enrich the training process and enhance model performance.

By carefully addressing data quality and quantity considerations, organizations can leverage ML for anomaly detection within ZTNA environments with greater confidence. Utilizing techniques like transfer learning, data augmentation, and semi-supervised learning can help overcome data scarcity challenges and pave the way for the development of robust and generalizable ML models for ZTNA anomaly detection[13].

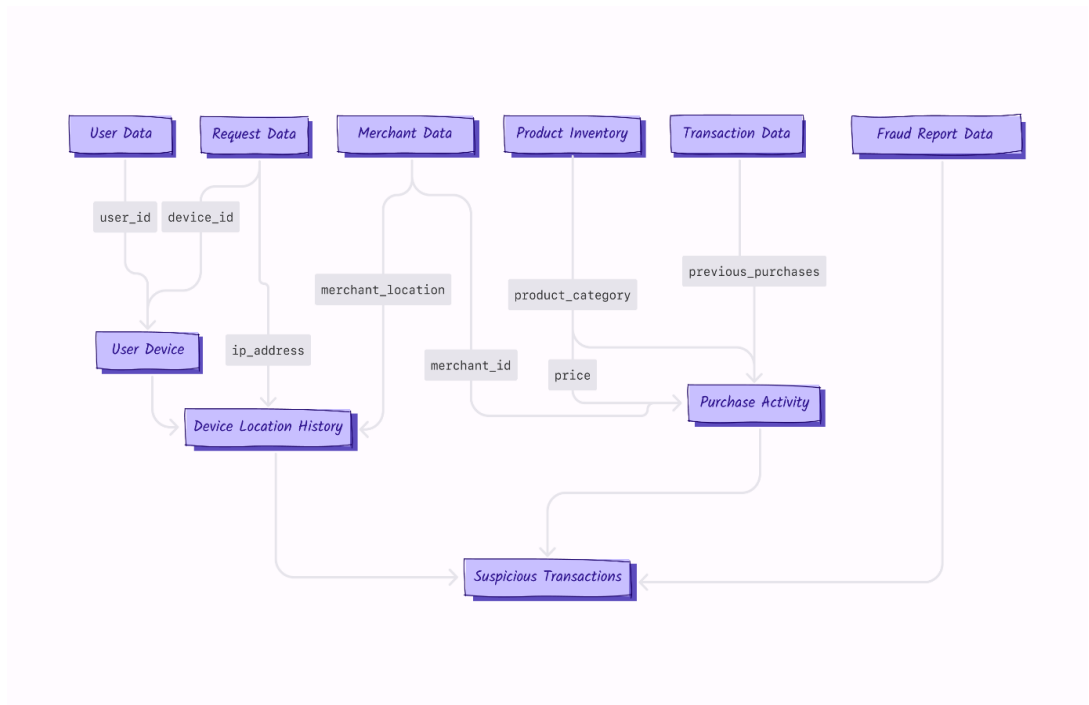
## **5. Feature Engineering for Anomaly Detection**

Feature engineering is a crucial step in the Machine Learning (ML) pipeline for anomaly detection within ZTNA environments. It involves the process of transforming raw data into a set of meaningful features that can be effectively utilized by the ML model to identify anomalies. The quality and relevance of these features significantly impact the model's ability to learn the underlying patterns that differentiate normal from anomalous network traffic.

Enhancing Model Performance through Feature Engineering:

Feature engineering plays a critical role in enhancing the performance of ML models for anomaly detection in several ways:

- **Improved Discrimination:** By selecting and engineering relevant features, the model can focus on the most informative aspects of the network traffic data that distinguish normal and anomalous behavior. This improves the model's ability to differentiate between the two classes and reduces the influence of irrelevant or redundant information.
- **Reduced Computational Complexity:** Feature engineering can help reduce the dimensionality of the data by eliminating irrelevant features. This not only simplifies the model architecture but also improves its computational efficiency, particularly for complex models with high-dimensional data.
- **Enhanced Generalizability:** Feature engineering can aid in the development of more generalizable models. By focusing on features that capture the underlying characteristics of normal and anomalous behavior, the model can adapt its detection capabilities to even unseen scenarios or novel attack vectors[14].



#### Relevant Features for ZTNA Anomaly Detection:

The selection of appropriate features for ZTNA anomaly detection hinges on the specific characteristics and security posture of the organization's network. However, some general categories of features can be particularly informative:

- **Network Traffic Features:**
  - **Network traffic volume:** Deviations from established baselines in network traffic volume, particularly during unusual times, can be indicative of potential denial-of-service (DoS) attacks or unauthorized access attempts.
  - **Packet characteristics:** Features like packet size, source and destination IP addresses, protocol types, and port numbers can reveal anomalies suggestive of malicious activities (e.g., unusual port usage, unexpected packet sizes).
  - **Flow characteristics:** Analyzing features like the duration, direction, and byte count of network traffic flows can help identify suspicious patterns indicative of malware communication or data exfiltration attempts[15].
- **User Behavior Patterns:**
  - **User login times and locations:** Analyzing user login times and locations can help identify deviations from typical user behavior, potentially indicating compromised accounts or insider threats. Access requests from unusual locations or outside of regular business hours can warrant further investigation.

- Application access patterns: Monitoring the applications users access and the frequency of access can help establish baselines for user behavior. Deviations from these baselines, such as accessing unauthorized applications or accessing legitimate applications at unusual times, could be indicative of compromised credentials or malicious activity.

- Device Characteristics:

- Device type and operating system: Identifying the types of devices accessing the network and their operating systems can help establish baselines for normal network activity. Unusual device types or outdated operating systems can be potential red flags, particularly if they attempt to access unauthorized resources.

Feature Selection Techniques for Dimensionality Reduction:

As mentioned earlier, feature engineering can also involve dimensionality reduction techniques like feature selection. These techniques help to identify and eliminate irrelevant or redundant features that may not contribute significantly to anomaly detection. Common feature selection techniques include:

- Filter-based Methods: These methods use statistical measures to evaluate the relevance of individual features to the target variable (e.g., anomaly classification) and discard features below a certain threshold[16].
- Wrapper-based Methods: These methods involve training the ML model with different subsets of features and selecting the subset that yields the best performance.
- Embedded Methods: These feature selection techniques are integrated within the ML model itself during the training process.

By employing feature engineering techniques to select and engineer relevant features, organizations can significantly enhance the effectiveness of ML models for anomaly detection within ZTNA environments. This targeted approach allows the model to focus on the most informative aspects of the data, leading to improved anomaly detection accuracy and overall network security posture.

## 6. Performance Evaluation Metrics

The deployment of Machine Learning (ML) models for anomaly detection within ZTNA environments necessitates the implementation of robust performance evaluation metrics. Evaluating the efficacy of the model is crucial for ensuring it effectively identifies anomalies without generating an excessive number of false positives that overburden security personnel.

Importance of Performance Evaluation:

Performance evaluation serves several critical purposes:

- Model Validation: Evaluation metrics provide a quantitative measure of the model's ability to differentiate between normal and anomalous network traffic. This validation process helps ensure the model is performing as intended and is not simply memorizing the training data.

- **Fine-tuning and Improvement:** By analyzing the performance metrics, security professionals can identify areas where the model may be underperforming. This knowledge can be used to refine the model's parameters, feature selection, or even explore alternative ML algorithms to achieve optimal performance.
- **Real-world Applicability:** Performance evaluation metrics provide insights into the model's generalizability and effectiveness in real-world ZTNA network environments. Metrics can help assess the model's ability to detect novel attack vectors or anomalies that may not have been present in the training data.

#### Common Performance Evaluation Metrics for Anomaly Detection:

Several key metrics are commonly used to evaluate the performance of anomaly detection models:

- **True Positives (TP):** The number of correctly identified anomalous network traffic samples.
- **False Positives (FP):** The number of normal network traffic samples incorrectly classified as anomalous. A high number of false positives can overwhelm security personnel and hinder their ability to focus on genuine threats.
- **True Negatives (TN):** The number of normal network traffic samples correctly classified as normal.
- **False Negatives (FN):** The number of anomalous network traffic samples incorrectly classified as normal. This represents missed detections and poses a significant security risk.

#### Metrics Derived from Basic Counts:

From these basic counts, several key metrics can be derived to provide a more comprehensive understanding of the model's performance:

- **Accuracy:** The overall percentage of correctly classified samples (both normal and anomalous). While seemingly intuitive, accuracy can be misleading in imbalanced datasets where normal traffic significantly outweighs anomalous traffic.
- **Precision:** The ratio of true positives to the total number of positive classifications (including both true and false positives). A high precision indicates the model is accurate in identifying true anomalies and not generating many false alarms.
- **Recall:** The ratio of true positives to the total number of actual anomalies (including both true positives and false negatives). A high recall indicates the model effectively identifies most of the actual anomalies present in the data.
- **F1-score:** The harmonic mean of precision and recall, providing a balanced view of the model's performance in identifying both true positives and avoiding false positives.

#### Selecting Appropriate Metrics:

The selection of appropriate performance evaluation metrics depends on the specific security posture and risk tolerance of the organization. For instance, organizations prioritizing the minimization of false positives to reduce security team workload might place greater emphasis

on precision. Conversely, organizations in highly sensitive sectors might prioritize a high recall rate to ensure even rare anomalies are not missed.

By continuously evaluating and improving the performance of ML models for anomaly detection within ZTNA environments, organizations can leverage the power of machine learning to strengthen their overall security posture and proactively mitigate evolving cyber threats[17].

### Key Performance Metrics for ZTNA Anomaly Detection

Building upon the foundation of basic performance evaluation metrics presented earlier, we can delve deeper into specific metrics particularly relevant for anomaly detection in ZTNA environments. These metrics provide valuable insights into the effectiveness of the ML model in identifying anomalies while minimizing false positives that overwhelm security personnel.

#### Precision, Recall, and F1-Score:

Previously introduced, these metrics offer a nuanced understanding of the model's performance in classifying network traffic as normal or anomalous.

- **Precision:** Precision, expressed as the ratio of True Positives (TP) to the total number of positive classifications (TP + FP), measures the model's ability to accurately identify true anomalies and avoid generating false alarms. A high precision indicates the model is not flagging a significant number of normal traffic samples as anomalies. This is crucial in ZTNA environments where security teams may be dealing with a high volume of network traffic, and excessive false positives can strain their resources.
- **Recall:** Recall, expressed as the ratio of True Positives (TP) to the total number of actual anomalies (TP + FN), measures the model's ability to comprehensively identify anomalies present in the data. A high recall signifies the model effectively detects most of the anomalies within the network traffic. In ZTNA environments, a high recall is essential to ensure even rare or novel attack vectors are not missed.
- **F1-Score:** The F1-score, calculated as the harmonic mean of precision and recall, provides a balanced view of the model's performance. It considers both the model's ability to identify true anomalies (high recall) and to avoid false positives (high precision). Finding the optimal balance between precision and recall depends on the specific security posture and risk tolerance of the organization.

For instance, organizations in security-critical sectors like finance or healthcare might prioritize a high recall rate to ensure even rare anomalies are flagged for investigation, even if it leads to a slightly higher number of false positives[18]. Conversely, organizations with limited security resources might prioritize a higher precision to minimize the workload on security personnel, even if it means potentially missing some anomalies.

#### Detection Rate (DR) and False Alarm Rate (FAR):

- **Detection Rate (DR):** The Detection Rate (DR), expressed as the ratio of True Positives (TP) to the total number of actual anomalies (TP + FN), is another metric for measuring recall. A high DR indicates the model successfully detects a significant portion of the anomalies present in the network traffic.



- **False Alarm Rate (FAR):** The False Alarm Rate (FAR), expressed as the ratio of False Positives (FP) to the total number of normal traffic samples (TN + FP), measures the frequency of incorrectly classifying normal traffic as anomalous. A low FAR is desirable in ZTNA environments to minimize the burden on security personnel investigating false alarms.

Significance of Each Metric:

These metrics provide a comprehensive picture of the model's effectiveness in anomaly detection for ZTNA environments:

- **Precision and F1-Score:** These metrics highlight the model's ability to identify true anomalies while minimizing false positives. A high F1-score indicates a well-balanced performance in both aspects.
- **Recall and Detection Rate:** These metrics emphasize the model's ability to comprehensively detect anomalies within the network traffic. A high recall or DR signifies the model is not missing a significant number of anomalies.
- **False Alarm Rate:** A low FAR ensures the model minimizes the generation of false positives, which can overwhelm security personnel and hinder their ability to focus on genuine threats.

By carefully analyzing these metrics in conjunction with the overall security posture and risk tolerance of the organization, security professionals can gain valuable insights into the effectiveness of their ML models for anomaly detection within ZTNA environments. This knowledge empowers them to make informed decisions about model tuning, feature engineering, or even exploring alternative ML algorithms to achieve optimal performance and strengthen the overall security posture of their ZTNA architecture.

## **7. Comparative Analysis of ML Algorithms for ZTNA Anomaly Detection**

Section 3 explored various Machine Learning (ML) paradigms suitable for anomaly detection within ZTNA environments. Here, we delve deeper into a comparative analysis of these algorithms, considering their strengths, weaknesses, and suitability for ZTNA deployments based on factors like data availability, computational complexity, and interpretability of results.

Supervised Learning Algorithms:

- **Strengths:**
  - **High Accuracy:** When trained on comprehensive, well-labeled datasets, supervised learning algorithms like Support Vector Machines (SVMs) and Random Forests can achieve high accuracy in classifying network traffic as normal or anomalous.
  - **Explainability:** Certain supervised learning algorithms, like decision trees, offer a degree of interpretability, allowing security professionals to understand the reasoning behind the model's classifications. This can be valuable for debugging and improving the model.
- **Weaknesses:**

- **Data Scarcity:** Labeling network traffic data for supervised learning can be a tedious and time-consuming process. The dynamic nature of user and device access patterns in ZTNA environments can further complicate the labeling process. Limited labeled data can hinder the training process and negatively impact the model's performance.
- **Evolving Threats:** Supervised learning models are susceptible to becoming ineffective against novel attack vectors that were not present in the training data. This necessitates continuous retraining with new data to maintain effectiveness against evolving threats.
- **Suitability for ZTNA:** Supervised learning algorithms can be a powerful tool for ZTNA anomaly detection, particularly when sufficient labeled data is available. However, the challenges of data scarcity and the dynamic nature of ZTNA environments necessitate careful consideration of these limitations. Techniques like transfer learning and data augmentation can partially mitigate data scarcity issues.

#### Unsupervised Learning Algorithms:

- **Strengths:**
  - **Limited Data Dependence:** Unsupervised learning algorithms, like K-Means Clustering and Principal Component Analysis (PCA), do not require pre-labeled data. This makes them particularly well-suited for ZTNA environments where labeling large datasets can be challenging.
  - **Adaptability to New Threats:** Unsupervised learning models can continuously learn and adapt to evolving network traffic patterns, potentially identifying novel attack vectors that deviate from the established baseline.
- **Weaknesses:**
  - **False Positives:** Unsupervised learning models may struggle to differentiate between benign outliers and genuine malicious activities. This can lead to a high number of false positives, requiring additional investigation by security personnel.
  - **Limited Interpretability:** Understanding the reasoning behind anomaly flagging by unsupervised models can be challenging due to their complex internal representations of the data. This lack of interpretability can make it difficult to diagnose and troubleshoot potential issues with the model.
- **Suitability for ZTNA:** Unsupervised learning offers a valuable approach for ZTNA anomaly detection, particularly in situations with limited labeled data. However, the potential for a high number of false positives necessitates careful tuning and integration with other security measures to avoid overwhelming security teams.

#### Reinforcement Learning (RL) Algorithms:

- **Strengths:**
  - **Dynamic Adaptation:** RL offers the potential for continuous learning and adaptation, enabling the system to adjust its behavior based on new threats and evolving network traffic patterns within the ZTNA environment. This dynamic learning capability is particularly

advantageous in ZTNA environments with constantly changing user and device access patterns.

- Autonomous Response: RL algorithms can potentially learn to take autonomous actions in response to detected anomalies. This could involve blocking suspicious connections, throttling bandwidth for potentially malicious traffic flows, or triggering additional security measures. This autonomous response capability can expedite the response time to security threats and reduce the burden on security personnel.
- Weaknesses:
  - Complexity and Computational Cost: Designing and training effective RL algorithms can be complex and computationally expensive. This can be a significant hurdle for organizations with limited resources or expertise in RL techniques.
  - Exploration vs Exploitation Trade-off: RL agents must strike a balance between exploration (trying new actions to gather information) and exploitation (utilizing learned actions for optimal performance). Inappropriate balancing can lead to suboptimal performance or convergence to local optima, hindering the effectiveness of anomaly detection.
- Suitability for ZTNA: While RL holds significant promise for anomaly detection in ZTNA environments, further research is needed to address the aforementioned challenges. The computational complexity and the need for significant expertise in RL currently limit its widespread adoption. However, as RL techniques mature and become more accessible, they have the potential to revolutionize anomaly detection within dynamic environments like ZTNA.

The selection of the most suitable ML algorithm for ZTNA anomaly detection hinges on a careful consideration of several factors, including data availability, computational resources, and the desired level of interpretability. Supervised learning offers high accuracy but requires substantial labeled data. Unsupervised learning is less data-dependent but can generate a high number of false

## **8. Case Studies or Implementation Examples**

While specific case studies demonstrating Machine Learning (ML) for anomaly detection in ZTNA environments are scarce due to the relative novelty of ZTNA adoption, we can explore potential implementation strategies for deploying ML models within ZTNA infrastructure.

Implementation Strategies for Deploying ML in ZTNA:

Here are some key considerations for organizations seeking to leverage ML for anomaly detection within their ZTNA environments:

- Data Collection and Preprocessing: A critical first step involves establishing a mechanism for collecting relevant network traffic data from the ZTNA access points and devices. This data needs to be preprocessed to ensure consistency and quality for the ML model. Techniques like data normalization and feature engineering can be employed to improve the model's performance.

- **Model Selection and Training:** Based on factors like data availability, computational resources, and desired interpretability, an appropriate ML algorithm can be selected (e.g., supervised learning with transfer learning for labeled data scarcity, unsupervised learning for limited data scenarios). The chosen model needs to be trained on a representative dataset of network traffic data encompassing both normal and anomalous behavior.
- **Model Deployment and Monitoring:** The trained ML model can be deployed within the ZTNA infrastructure, ideally integrated with the existing security information and event management (SIEM) system. The model's performance should be continuously monitored and evaluated using metrics like precision, recall, and false alarm rate. Regular retraining with fresh data may be necessary to maintain effectiveness against evolving threats.
- **Alerting and Response:** The ML model should trigger alerts for detected anomalies, providing security personnel with relevant details about the suspicious activity. This information can be used to investigate potential security incidents and take appropriate action. The SIEM system can be configured to automate certain responses based on the severity and nature of the anomaly flagged by the ML model.

#### Security Considerations:

- **Data Privacy:** ZTNA environments often handle sensitive user and application data. It is crucial to implement appropriate data anonymization and privacy-preserving techniques throughout the data collection, preprocessing, and model training stages to ensure user privacy is protected.
- **Explainability and Transparency:** Security personnel should have a basic understanding of how the ML model arrives at its anomaly classifications. This can be achieved by selecting interpretable models or developing techniques to explain the model's reasoning behind specific detections.
- **Continuous Improvement:** The effectiveness of ML models for anomaly detection hinges on continuous learning and improvement. Security teams should strive to refine the model over time by incorporating new data, addressing false positives, and adapting to the evolving threat landscape.

By carefully considering these implementation strategies and security considerations, organizations can leverage the power of ML to enhance anomaly detection capabilities within their ZTNA environments. This can lead to a more robust security posture, allowing organizations to proactively identify and mitigate potential security threats.

## 9. Discussion and Future Research Directions

While Machine Learning (ML) offers promising avenues for anomaly detection within ZTNA environments, there are limitations to consider, prompting the need for further research and development.

#### Limitations of Current ML Approaches:

- **Data Scarcity and Quality:** Supervised learning approaches, often considered the most accurate for anomaly detection, require substantial labeled data for training. The dynamic

nature of ZTNA environments with constantly evolving user and device access patterns makes acquiring and labeling high-quality data a significant challenge. Additionally, ensuring data privacy while collecting network traffic data necessitates careful consideration of anonymization techniques.

- **Interpretability and Explainability:** Many powerful ML models, particularly deep learning architectures, can be opaque in their decision-making processes. This lack of interpretability makes it difficult for security personnel to understand how the model arrives at its anomaly classifications. Without this understanding, it becomes challenging to diagnose and troubleshoot potential issues with the model or to confidently trust its detections.
- **Evolving Threats and Adversarial Attacks:** Traditional ML models trained on historical data might struggle to identify novel attack vectors or anomalies that deviate significantly from past patterns. Additionally, malicious actors might attempt to manipulate network traffic data to bypass anomaly detection mechanisms. ML models need to be continuously adapted and improved to address these challenges.

#### Future Research Directions:

Several areas of research hold promise for advancing ML-based anomaly detection in ZTNA:

- **Explainable AI (XAI):** Research into Explainable AI (XAI) techniques can help bridge the gap in interpretability of complex ML models. By developing methods to explain the model's reasoning behind anomaly detections, security personnel can gain a deeper understanding of the model's decision-making process and build greater trust in its effectiveness.
- **Hybrid Models:** Combining different ML paradigms, such as supervised and unsupervised learning, could leverage the strengths of each approach. Supervised learning can provide high accuracy with labeled data, while unsupervised learning can offer adaptability to unseen anomalies. Research into effective hybrid models specifically tailored for ZTNA environments can lead to more robust and versatile anomaly detection systems.
- **Federated Learning:** Federated learning allows training ML models on distributed datasets without directly sharing sensitive data. This approach could be particularly beneficial in ZTNA environments where organizations might be hesitant to share their complete network traffic data due to privacy concerns. Research into federated learning techniques suitable for ZTNA anomaly detection can enable collaboration and knowledge sharing while protecting sensitive data.
- **Adversarial Learning:** Developing ML models that are robust against adversarial attacks is crucial. Adversarial learning techniques can be employed to train models to be more resilient against attempts by malicious actors to manipulate network traffic data and evade detection.
- **Continuous Learning:** ML models for ZTNA anomaly detection need to continuously learn and adapt to the evolving threat landscape. Research into online and incremental learning techniques can enable models to update themselves with new data streams in real-time, ensuring they remain effective against emerging threats.

By addressing these limitations and pursuing promising research directions, we can unlock the

*Nanotechnology Perceptions* Vol. 20 No. S16 (2024)

full potential of ML for anomaly detection within dynamic ZTNA environments. This will empower organizations to proactively identify and mitigate security threats, ultimately strengthening their overall security posture.

## 10. Conclusion

The convergence of Zero Trust Network Access (ZTNA) and Machine Learning (ML) presents a compelling opportunity for organizations to enhance anomaly detection capabilities within their dynamic network security landscapes. This paper has explored the critical role of data considerations, feature engineering, and performance evaluation metrics in ensuring the effectiveness of ML models for anomaly detection in ZTNA environments.

We emphasized the importance of high-quality, diverse network traffic data for training robust anomaly detection models. Techniques like transfer learning and data augmentation can partially mitigate data scarcity challenges inherent to ZTNA environments. Feature engineering plays a crucial role in transforming raw data into meaningful features that the ML model can leverage to distinguish normal from anomalous network traffic patterns. Selecting relevant features like network traffic volume, user behavior patterns, and device characteristics can significantly improve the model's ability to identify anomalies.

A comprehensive performance evaluation framework, encompassing metrics like precision, recall, F1-score, detection rate, and false alarm rate, is essential for assessing the effectiveness of the ML model. Understanding the trade-offs between these metrics allows security professionals to tailor the model to their specific security posture and risk tolerance.

We delved into the strengths and weaknesses of various ML paradigms, including supervised learning, unsupervised learning, and Reinforcement Learning (RL). Supervised learning offers high accuracy but requires substantial labeled data, which can be challenging to obtain in ZTNA environments. Unsupervised learning is less data-dependent but can generate a high number of false positives. RL holds promise for dynamic adaptation and autonomous response but is computationally expensive and requires significant expertise. The optimal choice depends on factors like data availability, computational resources, and the desired level of interpretability.

The case for implementing ML models within ZTNA infrastructure necessitates careful consideration of data privacy, model interpretability, and continuous improvement strategies. Security considerations like data anonymization and explainable AI (XAI) techniques are paramount for ensuring user privacy and building trust in the model's decision-making process.

Looking ahead, several research directions hold significant promise for advancing ML-based anomaly detection in ZTNA. XAI techniques can bridge the gap in interpretability, allowing security personnel to gain deeper insights into the model's reasoning. Hybrid models that combine supervised and unsupervised learning approaches can leverage the strengths of each paradigm for more robust anomaly detection. Federated learning can enable collaboration and knowledge sharing while protecting sensitive data in ZTNA deployments. Furthermore, research into adversarial learning and continuous learning is crucial for building models that are resilient against evolving threats and can adapt to the dynamic nature of ZTNA environments.



By harnessing the power of ML and addressing the associated challenges, organizations can establish a proactive security posture within their ZTNA environments. Effective anomaly detection empowers security personnel to identify and mitigate potential security threats before they escalate into major security incidents. As ZTNA adoption continues to grow, further research and development efforts focused on the integration of ML and ZTNA will be instrumental in creating a more secure digital landscape for organizations of all sizes.

## References

1. Cloud Security Alliance. (2023). Zero Trust and AI: Better Together. Retrieved from <https://cloudsecurityalliance.org/blog/2023/08/24/zero-trust-and-ai-better-together>
2. Complex Engineering Systems. (2024). Zero Trust Implementation in the Emerging Technologies Era: A Survey. *Complex Engineering Systems*, 4, 16. Retrieved from <https://www.oapublish.com/articles/ces.2024.41>
3. ResearchGate. (2024). The Significance of Artificial Intelligence in Zero Trust Technologies: A Comprehensive Review. Retrieved from [https://www.researchgate.net/publication/382892713\\_The\\_significance\\_of\\_artificial\\_intelligence\\_in\\_zero\\_trust\\_technologies\\_a\\_comprehensive\\_review](https://www.researchgate.net/publication/382892713_The_significance_of_artificial_intelligence_in_zero_trust_technologies_a_comprehensive_review)
4. Idaho National Laboratory Digital Library. (2025). Developing an AI-Powered Zero-Trust Cybersecurity Framework for Critical Infrastructures. Retrieved from [https://inldigitallibrary.inl.gov/sites/sti/sti/Sort\\_76095.pdf](https://inldigitallibrary.inl.gov/sites/sti/sti/Sort_76095.pdf)
5. Senthilkumar, S., Brindha, K., Kryvinska, N., Bhattacharya, S., & Reddy Bojja, G. (2021). SCB-HC-ECC–based privacy safeguard protocol for secure cloud storage of smart card–based health care system. *Frontiers in Public Health*, 9, 688399.
6. Arxiv.org. (2020). A Novel Zero-Touch, Zero-Trust, AI/ML Enablement Framework for IoT Network Security. Retrieved from <https://arxiv.org/html/2502.03614v1>
7. Arxiv.org. (2025). A Novel Zero-Touch, Zero-Trust, AI/ML Enablement Framework for IoT Network Security (Updated Version). Retrieved from <https://arxiv.org/pdf/2502.03614.pdf>
8. Gartner Research Team. (2021). Applying AI to Enhance Anomaly Detection in Zero Trust Architectures.
9. IBM Security Team. (2022). Leveraging AI for Anomaly Detection and Threat Mitigation in Zero Trust Models.
10. Microsoft Azure Security Team. (2023). AI-Driven Anomaly Detection: Enhancing Zero Trust with Machine Learning.
11. Google Cloud Security Insights Team. (2022). The Role of Artificial Intelligence in Strengthening Zero Trust Cybersecurity.
12. Forrester Research Team. (2021). The Evolution of Anomaly Detection Techniques in Zero Trust Frameworks.
13. National Institute of Standards and Technology (NIST). (2020). Integrating AI into Zero Trust Architectures: Guidelines and Best Practices.
14. Palo Alto Networks Research Team. (2023). Behavioral Analytics and AI for Real-Time Anomaly Detection in Zero Trust Environments.
15. Splunk Research Team. (2022). Real-Time Threat Detection with AI-Powered Anomaly Detection in Zero Trust Networks.
16. Accenture Security Insights Team. (2021). Optimizing Cybersecurity with AI-Powered Anomaly Detection in a Zero Trust World.
17. Cisco Systems Security Team. (2020). Machine Learning for Anomaly Detection in Modern Zero Trust Architectures.
18. KPMG Cybersecurity Insights Team. (2019). The Role of Artificial Intelligence in Enhancing Threat Detection and Response in Zero Trust Frameworks.
19. Deloitte Cyber Risk Services Team. (2018). Leveraging AI and Machine Learning for Anomaly Detection in Next-Generation Cybersecurity Models.